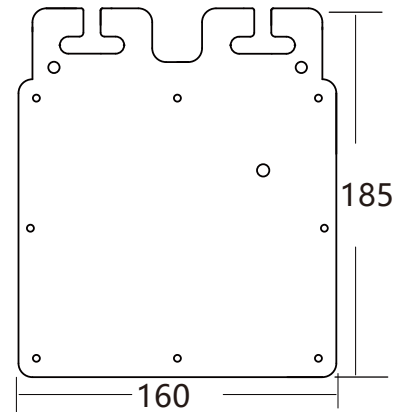
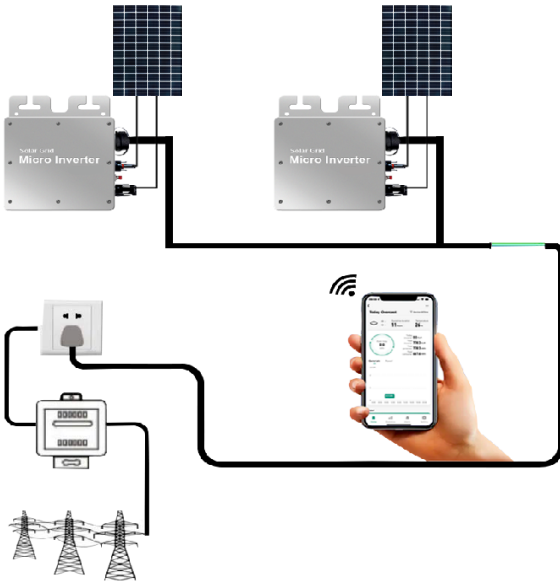

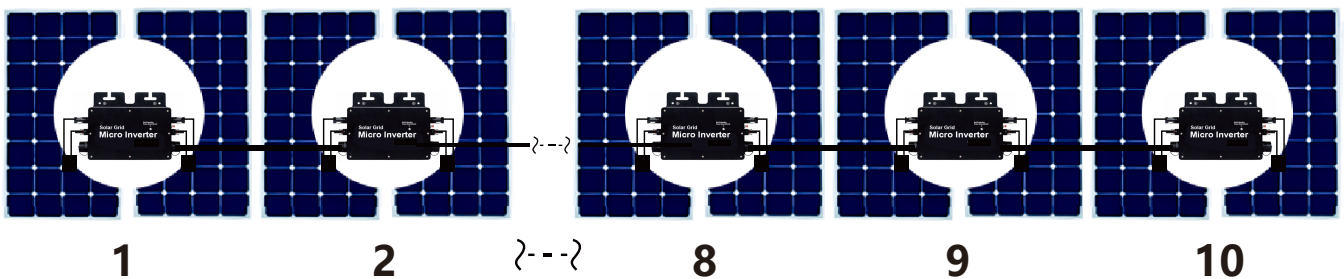


## HCMI-400

- ◆ Single unit connects up to two PV modules
- ◆ Maximum 400W AC output power
- ◆ Single phase output, Flexible 3-phase PV system
- ◆ WIFI communication and cloud monitoring
- ◆ Up to 10 units(230V) per branch
- ◆ Customizable various input (DV PV) voltage range
- ◆ Integrated AC bus cable, Ready-To-Use
- ◆ Low cost, Easy installation



### Single phase connection method of micro inverter



1. HCMI400 @Single-Phase 230V grid Maximum 10 units HCMI400 Microinverters per branch.
2. The max DC input power of each inverter is 400W(the PV module max output power is 1x400W)
3. The VOC of PV modules should not be greater than the max DC input voltage of Microinverters.

## Technical Specifications

<b>Model</b>	HCMI-400
<b>Input Data (DC, PV)</b>	
Number of Input MC4 Connector	1 sets
MPPT Voltage Range	22V-48V
Operation Voltage Range	22-50V
Maximum Input Voltage	52V
Startup Voltage	22V
Maximum input power	400W
Maximum input Current	12A
<b>Output Data(AC)</b>	
Single-Phase Grid Type	120V&230V
Rated Output Power	400VA
Maximum Output Power	400VA
Nominal Output Current	@120VAC:5A/@230VAC:2.6A
Nominal Output Voltage	120VAC /230VAC
Default Output Voltage Range	@120VAC:80V-160V /@230VAC:180V-270V
Nominal Output Frequency	50Hz / 60Hz
Default Output Frequency Range	@50Hz:48Hz-51Hz/@60Hz:58Hz-61Hz
Power Factor	>99%
Total Harmonic Distortion	THD <5%
Maximum Units per Branch	@120VAC:5units /@230VAC: 10units
<b>Efficiency</b>	
Nominal MPPT Efficiency	99.5%
Peak Efficiency	95%
Night Power Consumption	<1W
<b>Mechanical Data</b>	
Operating Ambient Temperature Range	-40°C to +65°C
Storage Temperature Range	-40°C to +85C
Dimensions (L × W × H)	185mmx160mm x 40mm
Weight	1.2kg
Max Current of AC Bus Cable	20A
Waterproof rating	IP65
Cooling Mode	Natural Convection- No Fans
<b>Other Features</b>	
Communication	WIFI(Cloud monitoring)
Power transmission mode	Reverse transfer, load priority
Monitoring System	Mobile APP, PC browser
Transformer Design	High Frequency Transformers,Galvanically Isolated
Integrated Ground	Equipment ground is provided by the PE in the AC cable. No additional ground is required.
Protection Functions	Isolated Island Protection,Voltage Protection, Frequency Protection, Temperature Protection,Current Protection, etc.
Design Compliance	EN IEC61000-3-2:2019+A1:2021, EN 61000-3-3:2013+A1:2019+A2:2021, EN IEC55014-2:2021,EN IEC55014-2:2021
Certificate	CE